

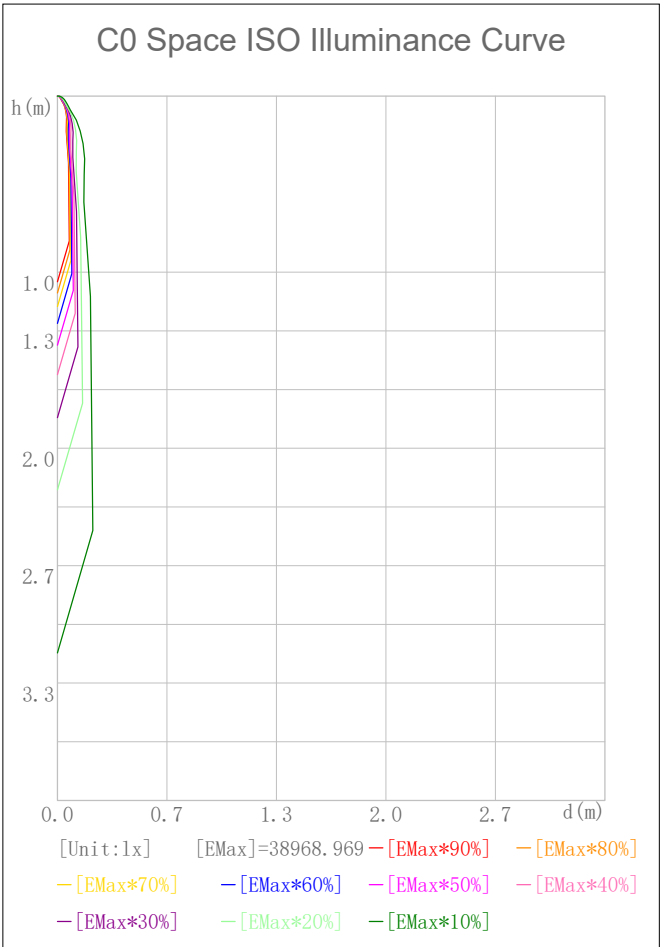
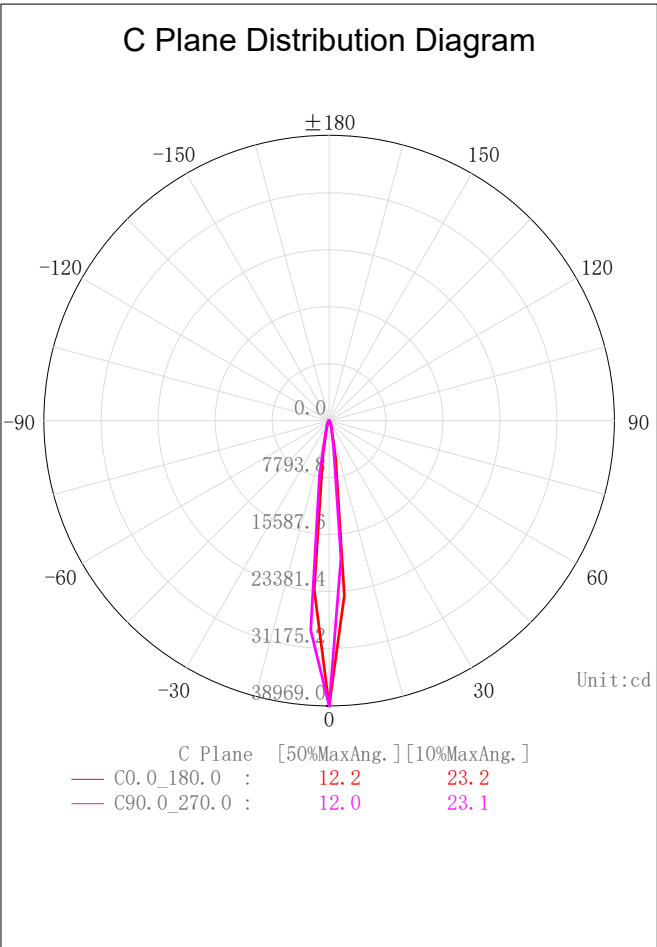
Indoor Luminaire Photometric Data

Description Information

Luminary Name: SD08-35-XX-01 4000K RA90 15D		Lum. Catalog:	Test ID: 01
Lamp Name:		Lamp Catalog: LED	Test Date: 2022/09/20
Manufacture: Shenzhen Norming Lighting		Shld. Ang(°):	Test Machine:GON-2000
Test Lab: Quality Department		Frequency (Hz):	Lamp CCT (K): Ra:
Lum. Size (W*L*H):0.110m*0.110m*0.000m		Lum. Area (m2):0.010	Lum. W (kg): 0.000
Test System: C, γ	Test Step: C=90.0 γ=5.0	Temp. (°C): 25	Humidity(%): 50.0

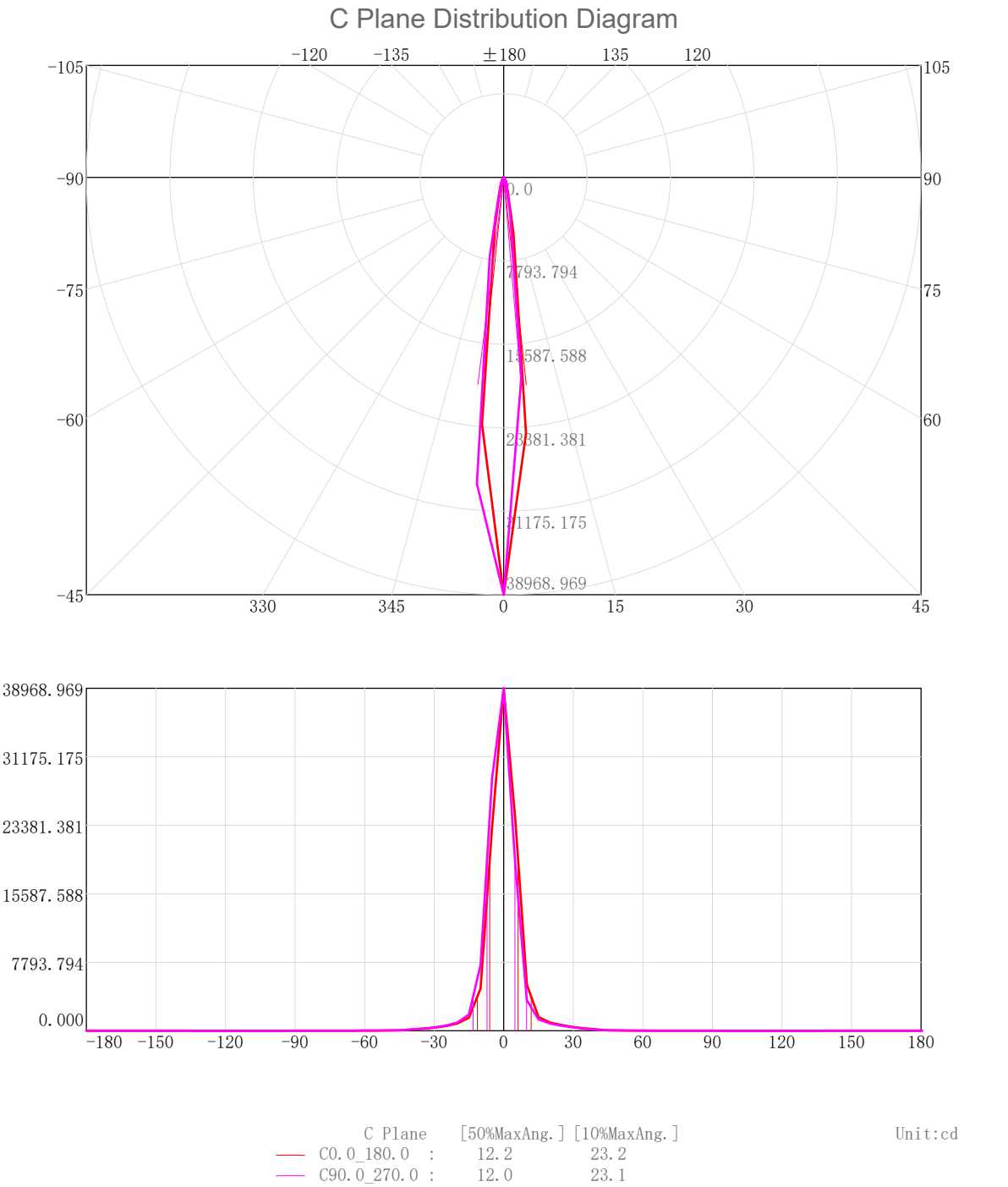
Character Parameter

Lamp Speciality Parameter		Luminaire Speciality Parameter	
Rated Flux(lm): 3022.290	Luminary Flux(lm): 3022.286	Field Angle(10%Imax): 23.2(°)	
Rated Power(W):	Luminary Efficiency: 100.00%	Down Lumens&Percent: 2965.115lm 98.11%	
Rated Voltage(V):	Luminary EER(lm/W): 95.461	Up Lumens&Percent: 57.172lm 1.89%	
Tested Power(W): 31.660	Max. Candela(cd): 38968.969	S/MH: C0_a180=0.211 C90_270=0.181	
Lamps' Inside: 1	Max Cand@Ang. (°): C=0.0 γ=0.0	CIE Type: Semi-Direct	
Tested Electrics (V, A, pf):240.0, 0.138, 0.953	Beam Angle(50%Imax): 12.2(°)	ErP Φ use(90°): 2773.894lm	
Lamp Size (W*L*H):0.110m*0.110m*0.000m	Left=-6.0°, Right=6.2°	IRF(%): 2643.212	



2D Plane Light Intensity Distribution Curve

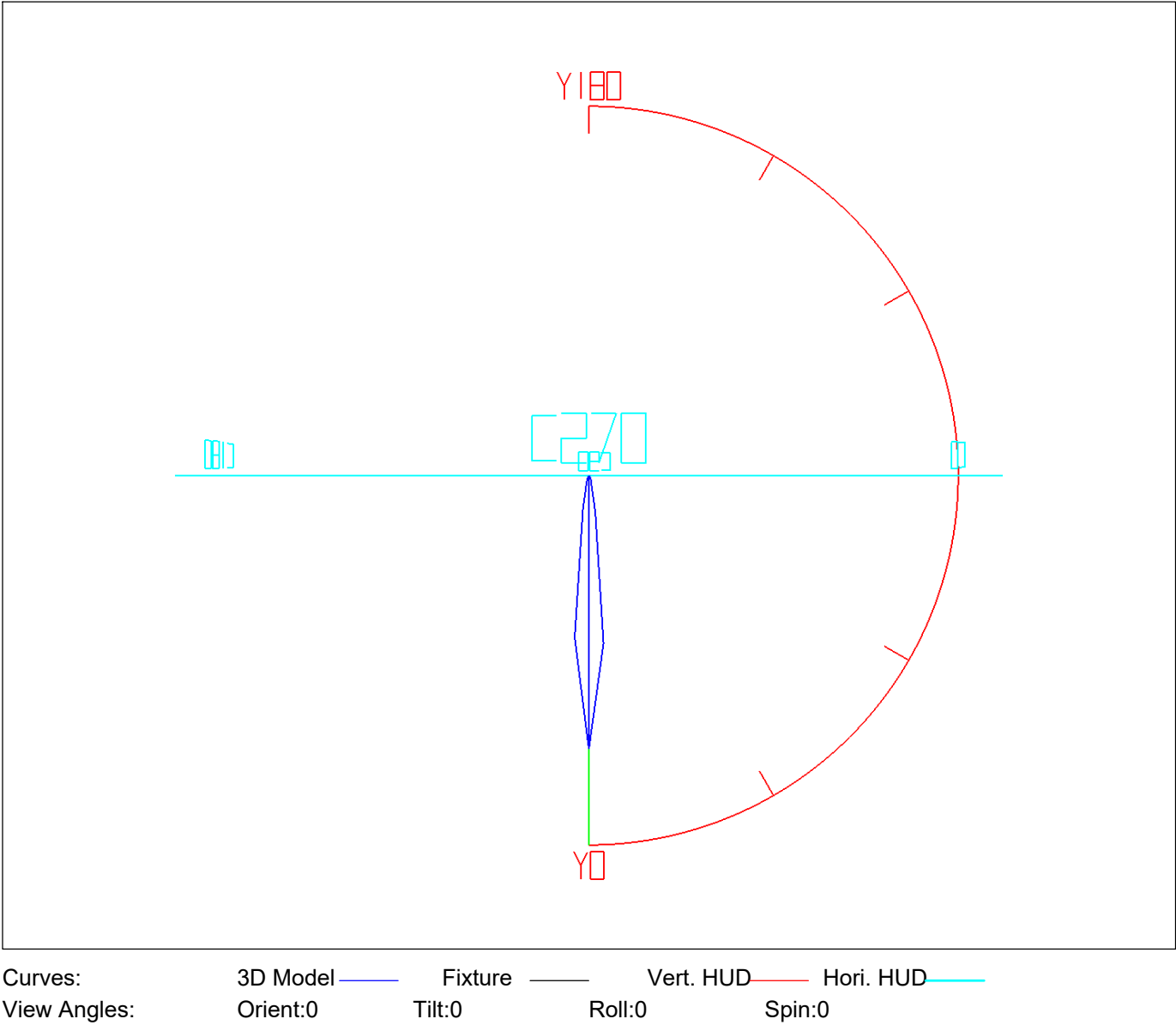
Lum. Name:SD08-35-XX-01 4000K RA90 15D	Lum. Catelog:	Test ID:01
Lamp Name:	Lamp Catelog:LED	Test Lab:Quality Department
Manufacture:Shenzhen Norming Lighting	Test Machine:GON-2000	Test Date:2022/09/20



3D Light Intensity Distribution Modal

Lum. Name:SD08-35-XX-01 4000K RA90 15D	Lum. Catelog:	Test ID:01
Lamp Name:	Lamp Catelog:LED	Test Lab:Quality Department
Manufacture:Shenzhen Norming Lighting	Test Machine:GON-2000	Test Date:2022/09/20

3D Light Intensity Distribution Modal

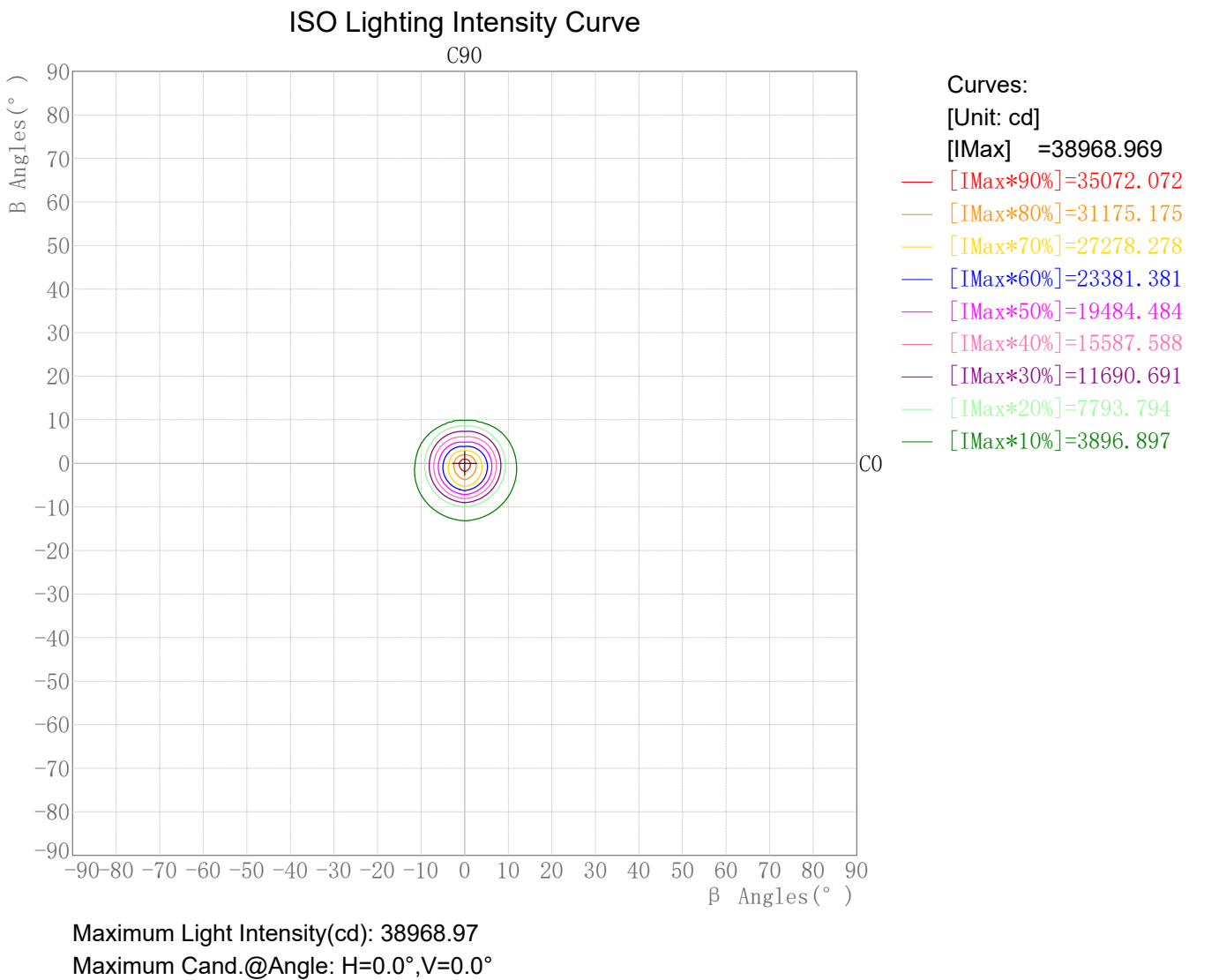


Zonal Flux Tabulation

Zone(γ)	Zone Flux (lm)	Sums Flux (lm)	Zone%Lamp	Sums%Lamp
0. 0-5. 0	748. 64	748. 64	24. 77	24. 77
5. 0-10. 0	1034. 56	1783. 21	34. 23	59. 00
10. 0-15. 0	404. 97	2188. 18	13. 40	72. 40
15. 0-20. 0	201. 71	2389. 89	6. 67	79. 08
20. 0-25. 0	155. 97	2545. 85	5. 16	84. 24
25. 0-30. 0	125. 38	2671. 24	4. 15	88. 38
30. 0-35. 0	94. 37	2765. 60	3. 12	91. 51
35. 0-40. 0	66. 07	2831. 67	2. 19	93. 69
40. 0-45. 0	38. 88	2870. 56	1. 29	94. 98
45. 0-50. 0	21. 92	2892. 47	0. 73	95. 70
50. 0-55. 0	16. 19	2908. 67	0. 54	96. 24
55. 0-60. 0	12. 61	2921. 28	0. 42	96. 66
60. 0-65. 0	10. 49	2931. 77	0. 35	97. 00
65. 0-70. 0	8. 93	2940. 70	0. 30	97. 30
70. 0-75. 0	7. 55	2948. 24	0. 25	97. 55
75. 0-80. 0	6. 44	2954. 68	0. 21	97. 76
80. 0-85. 0	5. 57	2960. 25	0. 18	97. 95
85. 0-90. 0	4. 87	2965. 11	0. 16	98. 11
90. 0-95. 0	4. 04	2969. 15	0. 13	98. 24
95. 0-100. 0	3. 21	2972. 36	0. 11	98. 35
100. 0-105. 0	2. 82	2975. 18	0. 09	98. 44
105. 0-110. 0	2. 76	2977. 93	0. 09	98. 53
110. 0-115. 0	2. 59	2980. 53	0. 09	98. 62
115. 0-120. 0	2. 38	2982. 91	0. 08	98. 70
120. 0-125. 0	2. 34	2985. 25	0. 08	98. 77
125. 0-130. 0	2. 45	2987. 70	0. 08	98. 86
130. 0-135. 0	2. 73	2990. 43	0. 09	98. 95
135. 0-140. 0	3. 54	2993. 97	0. 12	99. 06
140. 0-145. 0	4. 78	2998. 75	0. 16	99. 22
145. 0-150. 0	5. 52	3004. 27	0. 18	99. 40
150. 0-155. 0	5. 32	3009. 59	0. 18	99. 58
155. 0-160. 0	4. 55	3014. 14	0. 15	99. 73
160. 0-165. 0	3. 61	3017. 74	0. 12	99. 85
165. 0-170. 0	2. 62	3020. 36	0. 09	99. 94
170. 0-175. 0	1. 49	3021. 85	0. 05	99. 99
175. 0-180. 0	0. 44	3022. 29	0. 01	100. 00

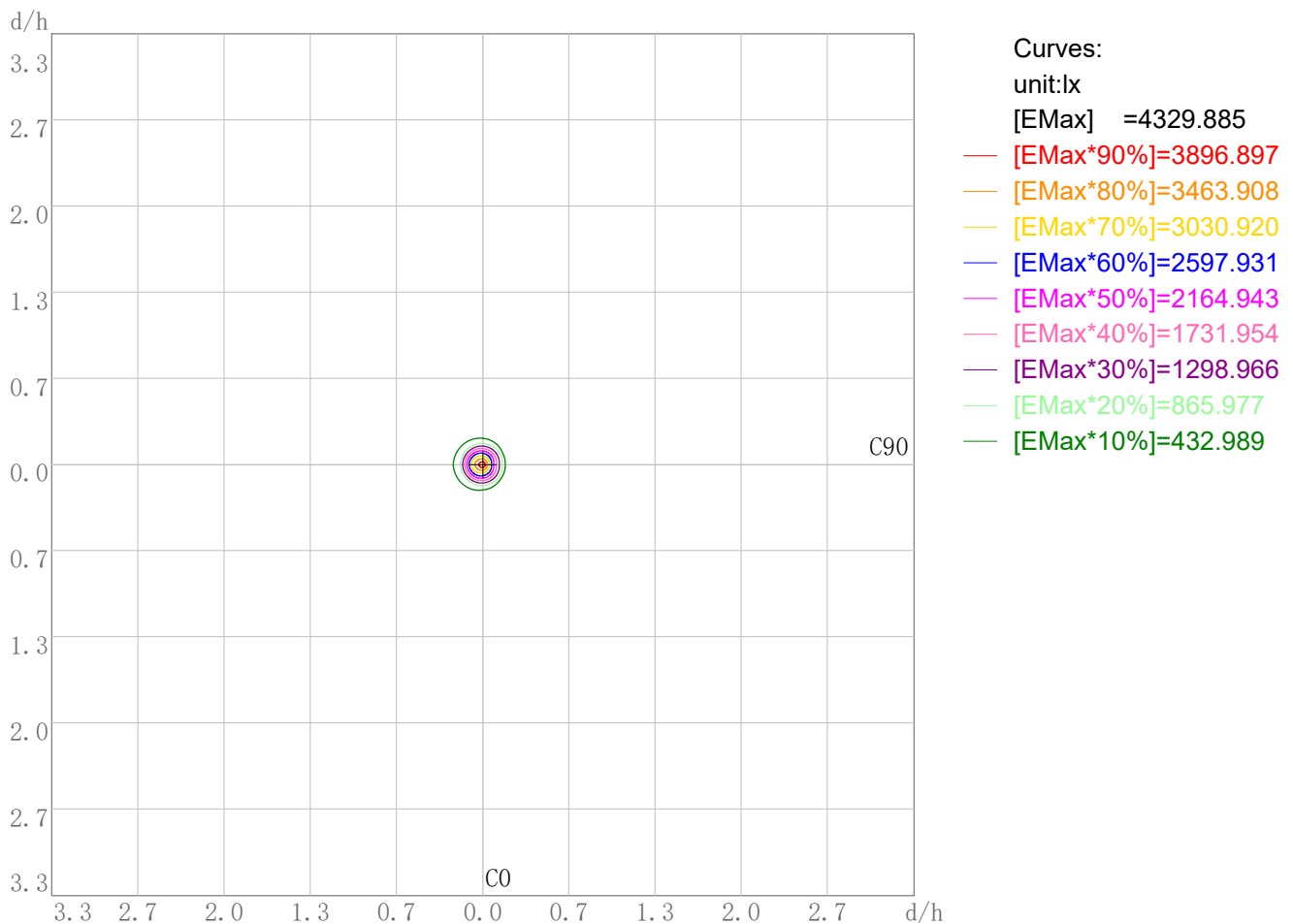
Rectangle ISO Lighting Intensity Diagram

Lum. Name:SD08-35-XX-01 4000K RA90 15D	Lum. Catelog:	Test ID:01
Lamp Name:	Lamp Catelog:LED	Test Lab:Quality Department
Manufacture:Shenzhen Norming Lighting	Test Machine:GON-2000	Test Date:2022/09/20



Photometric Filename:SD08-35-XX-01 4000K RA90 15D.IES

Lum. Name: SD08-35-XX-01 4000K RA90 15D	Lum. Catalog:	Test ID: 01
Lamp Name:	Lamp Catalog: LED	Test Lab: Quality Department
Manufacture: Shenzhen Norming Lighting	Test Machine: GON-2000	Test Date: 2022/09/20

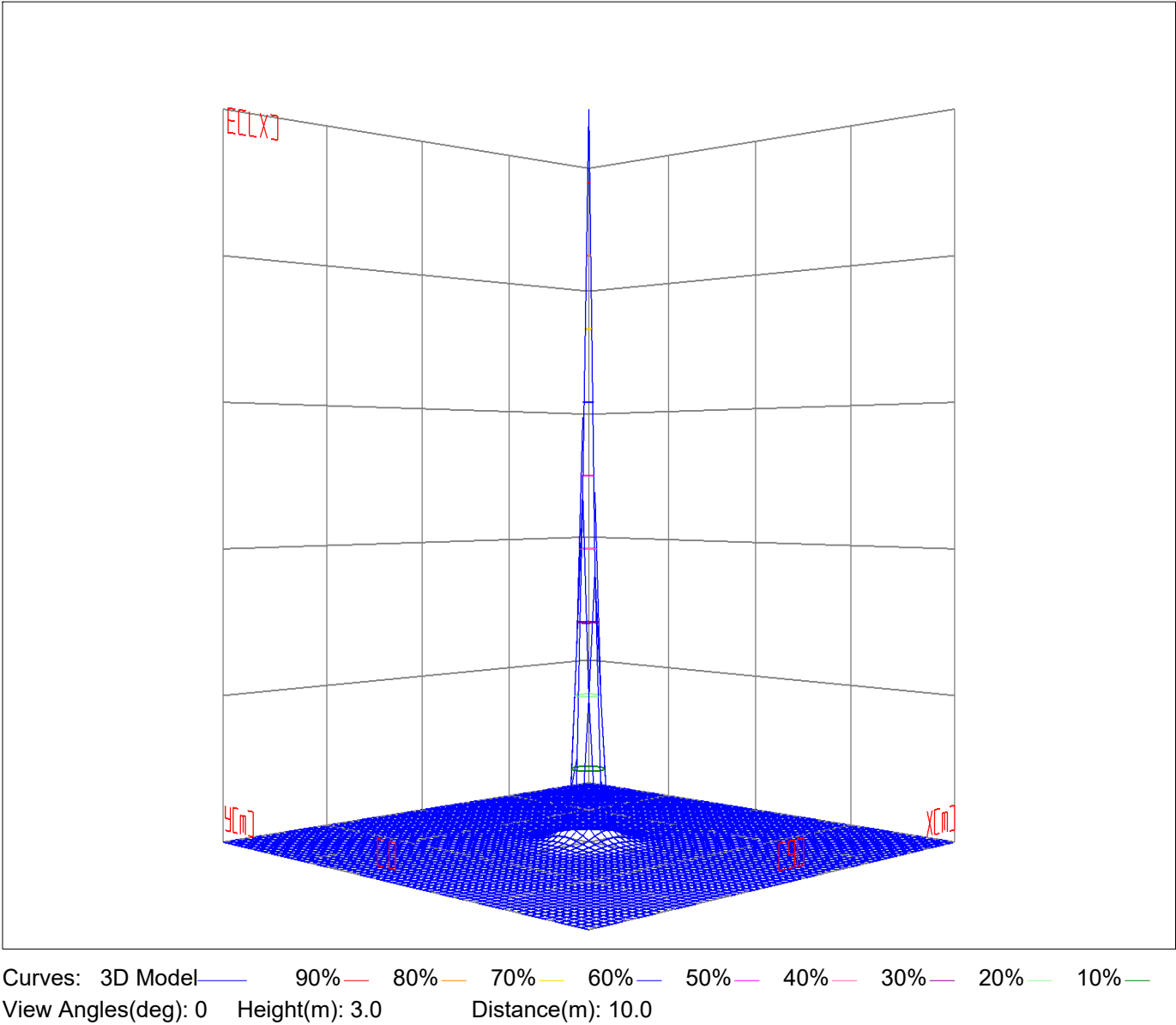


Working Plane Luminaire Mounting Height(m): 3.00
Working Plane Maximum Illuminance(lx): 4329.89
Working Plane Maximum Illuminance Position(d/h):H0.0 V0.0

3D Plane ISO Illuminance Diagram

Lum. Name: SD08-35-XX-01 4000K RA90 15D	Lum. Catalog:	Test ID: 01
Lamp Name:	Lamp Catalog: LED	Test Lab: Quality Department
Manufacture: Shenzhen Norming Lighting	Test Machine:GON-2000	Test Date: 2022/09/20

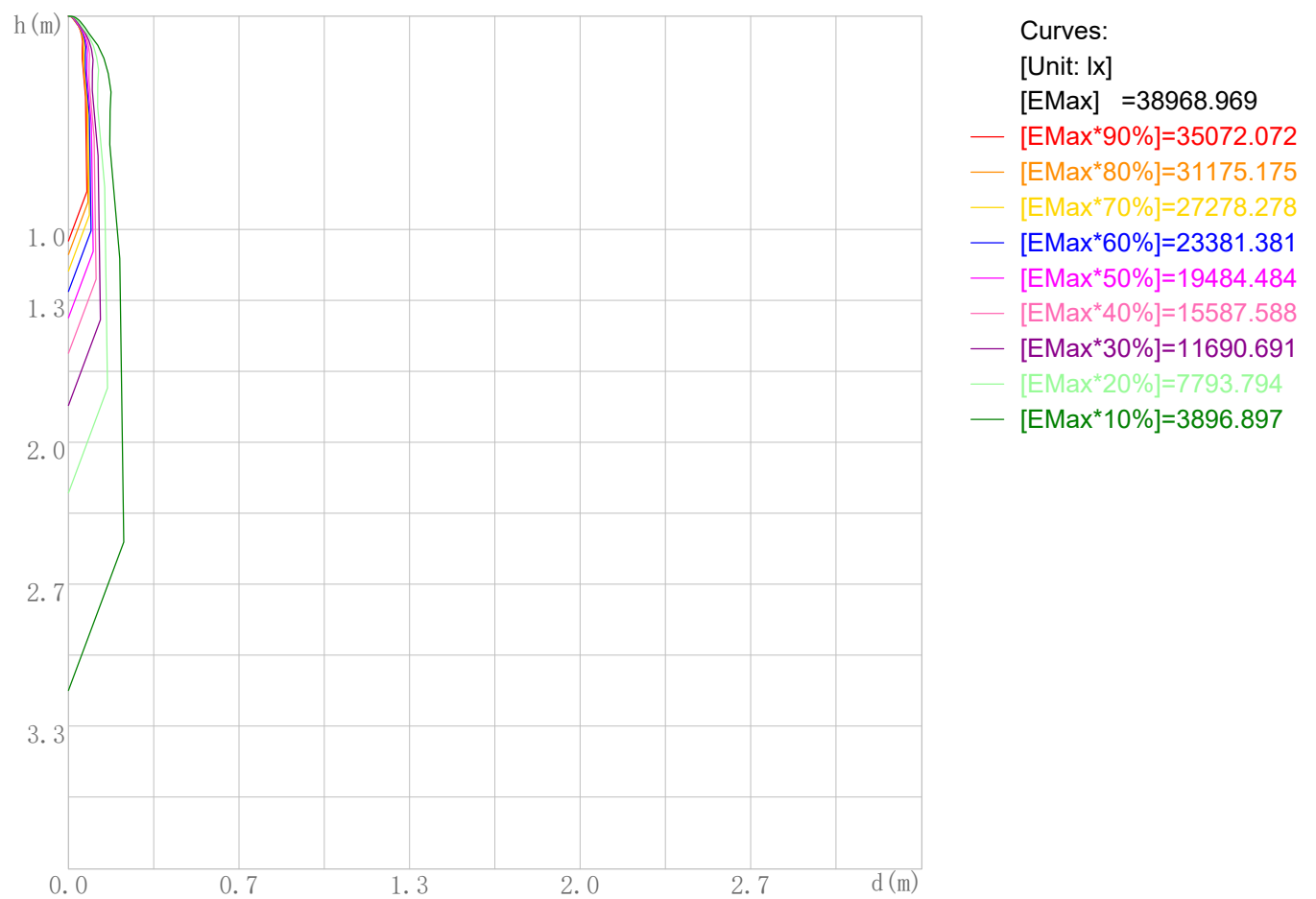
3D Plane Illuminance Modal



Space ISO Illuminance Diagram

Lum. Name:SD08-35-XX-01 4000K RA90 15D	Lum. Catelog:	Test ID:01
Lamp Name:	Lamp Catelog:LED	Test Lab:Quality Department
Manufacture:Shenzhen Norming Lighting	Test Machine:GON-2000	Test Date:2022/09/20

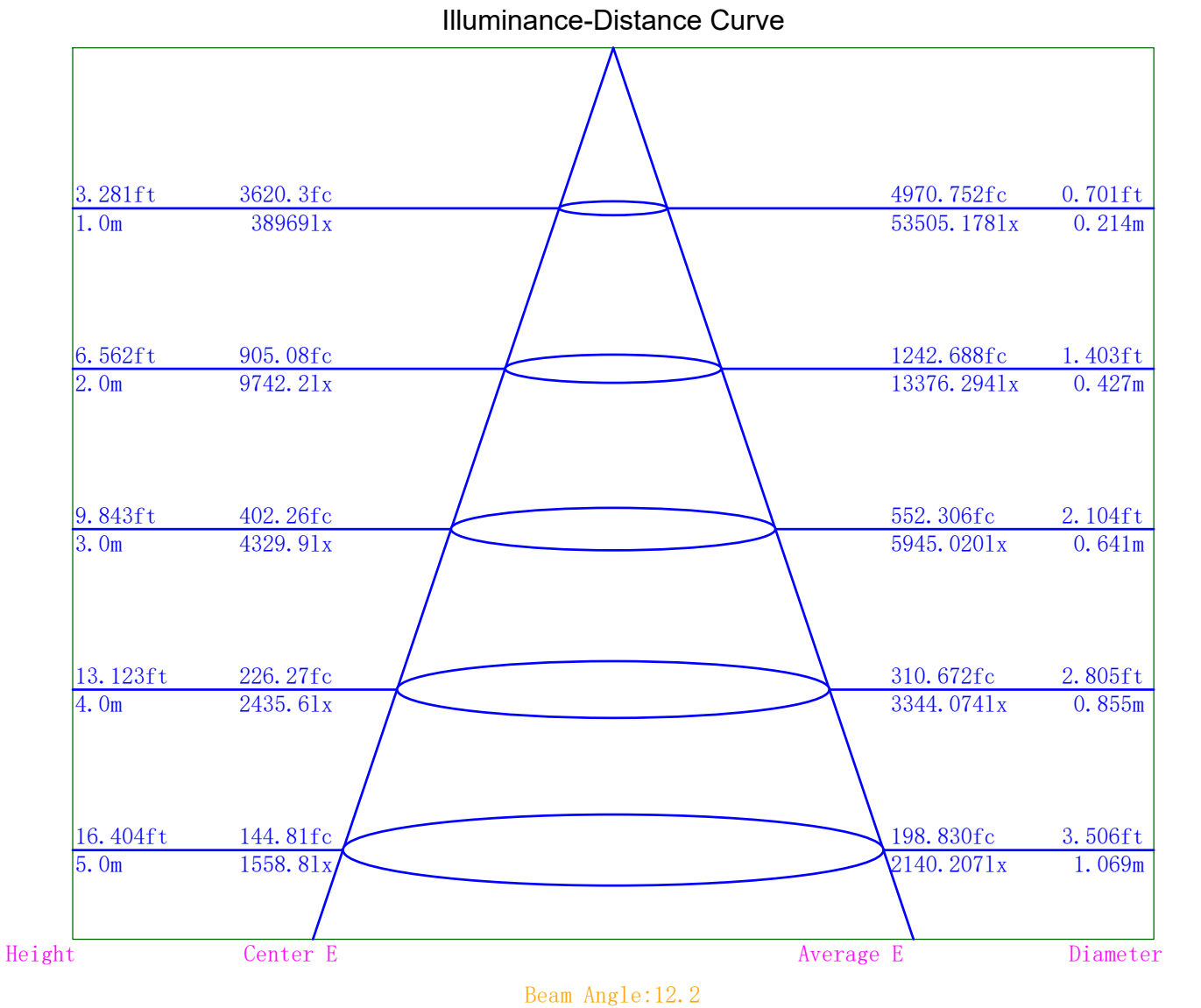
Space ISO Illuminance Curve



Space Plane Maximum Illuminance and @Angle:38968.97lx,0.0deg
Plane Maximum Lighting Intensity and @Angle:38968.969cd,0deg

Illuminance-Distance Diagram

Lum. Name:SD08-35-XX-01 4000K RA90 15D	Lum. Catelog:	Test ID:01
Lamp Name:	Lamp Catelog:LED	Test Lab:Quality Department
Manufacture:Shenzhen Norming Lighting	Test Machine:GON-2000	Test Date:2022/09/20



Indoor Luminance Limiting Curves

Lum. Name:SD08-35-XX-01 4000K RA90 15D	Lum. Catalog:	Test ID:01
Lamp Name:	Lamp Catalog:LED	Test Lab:Quality Department
Manufacture:Shenzhen Norming Lighting	Test Machine:GON-2000	Test Date:2022/09/20

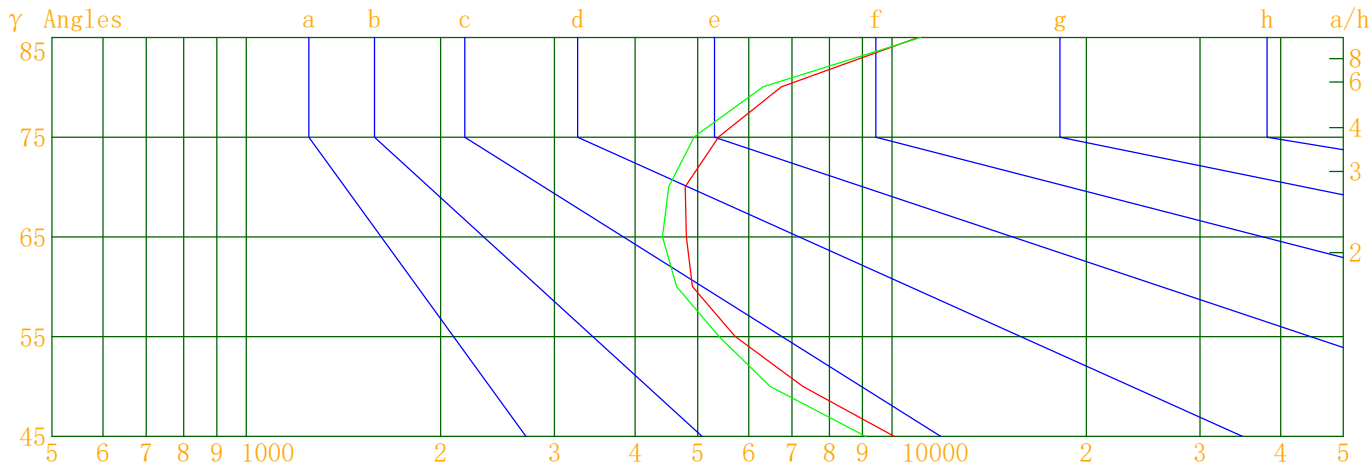
Glare Grade Table

GI	Quality	Using Illuminance							
1.15	A	2000	1000	500	<=300				
1.5	B		2000	1000	500	<=300			
1.85	C			2000	1000	500	<=300		
2.2	D				2000	1000	500	<=300	
2.55	E	a				2000	1000	500	<=300
			b	c	d	e	f	g	h

Luminance Table

Gama(deg)	45	50	55	60	65	70	75	80	85
C0	10084	7279	5717	4907	4803	4784	5393	6743	10976
C90	9106	6474	5395	4637	4410	4511	4941	6315	11074

Luminance Limiting Curve



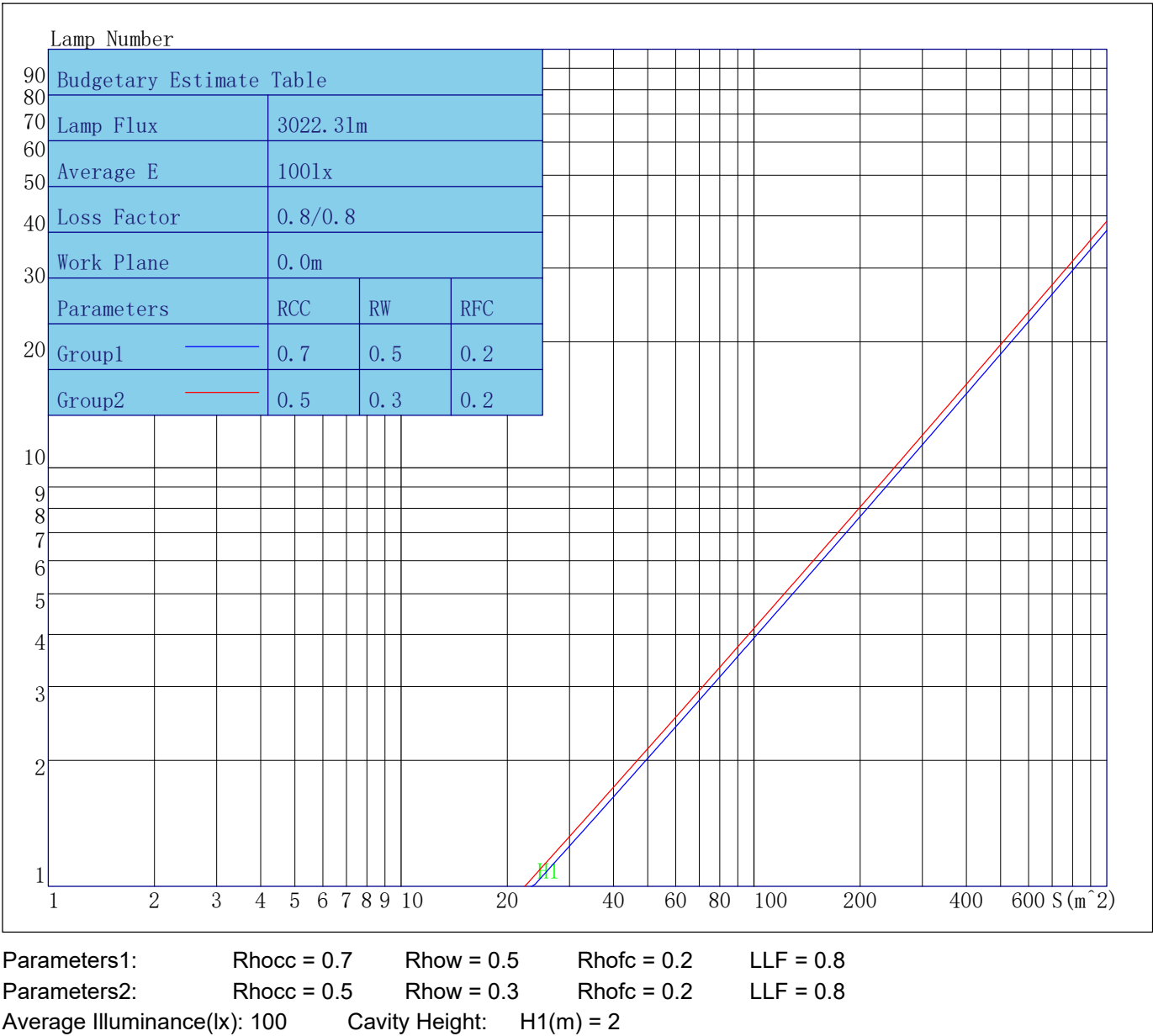
Luminous Size:Length(m)=-0.110Width(m)=-0.110Height(m)=0.000Area(m^2)=0.009503

Luminous Type:Without Luminous Side

Luminous Curves:C0-C180 Color:—C90-C270 Color:—

Indoor Budgetary Estimate Table

Lum. Name:SD08-35-XX-01 4000K RA90 15D	Lum. Catalog:	Test ID:01
Lamp Name:	Lamp Catalog: LED	Test Lab: Quality Department
Manufacture: Shenzhen Norming Lighting	Test Machine:GON-2000	Test Date: 2022/09/20



Indoor Coefficient of Utilization Table

Lum. Name:SD08-35-XX-01 4000K RA90 15D	Lum. Catelog:	Test ID:01
Lamp Name:	Lamp Catelog:LED	Test Lab:Quality Department
Manufacture:Shenzhen Norming Lighting	Test Machine:GON-2000	Test Date:2022/09/20

Coefficients of Utilization - Zonal Cavity Method																		
Coef.	Effective Floor Cavity Reflectance RFC=0.20																	
RhoCC (%)	80				70				50			30			10			0
RhoW (%)	70	50	30	10	70	50	30	10	50	30	10	50	30	10	50	30	10	0
RCR	Coefficient of Utilization(%)																	
0	119	119	119	119	116	116	116	116	110	110	110	105	105	105	100	100	100	98
1	115	113	111	109	112	110	109	107	106	105	103	102	101	100	98	98	97	95
2	111	108	105	102	109	106	103	101	102	100	98	99	98	96	96	95	94	92
3	108	103	100	97	106	102	99	96	99	97	95	97	95	93	94	93	91	90
4	105	100	96	93	103	99	95	93	96	94	91	94	92	90	93	91	89	88
5	102	97	93	90	101	96	92	90	94	91	89	92	90	88	91	89	87	86
6	100	94	90	87	99	93	90	87	92	89	86	90	88	86	89	87	85	84
7	98	92	88	85	96	91	88	85	90	87	85	89	86	84	88	85	83	83
8	96	90	86	83	95	89	86	83	88	85	83	87	84	82	86	84	82	81
9	94	88	84	82	93	87	84	82	86	83	81	86	83	81	85	82	81	80
10	92	86	83	80	91	86	82	80	85	82	80	84	82	80	84	81	79	79

Unified Glare Rating Table

Lum. Name:SD08-35-XX-01 4000K RA90 15D	Lum. Catelog:	Test ID:01
Lamp Name:	Lamp Catelog:LED	Test Lab:Quality Department
Manufacture:Shenzhen Norming Lighting	Test Machine:GON-2000	Test Date:2022/09/20

Unified Glare Rating Table

Ceiling RCC	0.70	0.70	0.50	0.50	0.30	0.70	0.70	0.50	0.50	0.30
Wall RW	0.50	0.30	0.50	0.30	0.30	0.50	0.30	0.50	0.30	0.30
Floor RFC	0.20	0.20	0.20	0.20	0.20	0.20	0.20	0.20	0.20	0.20
Room Size	Vewed crosswise					Vewed endwise				
X=2H Y=2H	13.1	14.1	13.5	14.5	14.8	12.4	13.3	12.8	13.7	14.1
	13.5	14.4	13.9	14.7	15.2	12.8	13.7	13.2	14.0	14.5
	13.8	14.6	14.2	15.0	15.5	13.1	13.9	13.6	14.3	14.8
	14.2	15.0	14.7	15.4	15.8	13.6	14.3	14.0	14.7	15.2
	14.5	15.2	15.0	15.6	16.1	13.9	14.6	14.4	15.0	15.5
	14.9	15.5	15.3	16.0	16.4	14.3	15.0	14.8	15.4	15.9
X=4H Y=2H	13.1	13.9	13.5	14.3	14.7	12.4	13.2	12.8	13.6	14.0
	13.7	14.4	14.1	14.8	15.3	13.0	13.7	13.5	14.2	14.6
	14.1	14.8	14.6	15.2	15.7	13.5	14.1	14.0	14.6	15.1
	14.8	15.3	15.3	15.8	16.3	14.2	14.8	14.7	15.2	15.8
	15.2	15.7	15.7	16.2	16.7	14.7	15.2	15.2	15.7	16.2
	15.7	16.2	16.2	16.7	17.2	15.3	15.7	15.8	16.2	16.8
X=8H Y=4H	14.3	14.8	14.8	15.3	15.8	13.7	14.2	14.2	14.7	15.2
	15.2	15.6	15.7	16.1	16.7	14.6	15.1	15.2	15.6	16.2
	15.8	16.1	16.3	16.7	17.2	15.3	15.7	15.8	16.2	16.7
	16.5	16.8	17.1	17.4	18.0	16.1	16.5	16.7	17.0	17.6
X=12H Y=4H	14.3	14.8	14.8	15.3	15.8	13.7	14.2	14.3	14.7	15.2
	15.3	15.7	15.8	16.2	16.7	14.8	15.1	15.3	15.6	16.2
	16.0	16.3	16.5	16.8	17.4	15.5	15.8	16.1	16.4	17.0
Variations with the objverver position at spacings										
S=1.0H	0.1/-0.1					0.1/-0.1				
S=1.5H	0.2/-0.2					0.2/-0.2				
S=2.0H	0.2/-0.2					0.2/-0.2				
Reduced UGR Table:										
Nordic Standard Table:	BK0					BK0				
Correction Value	2.5					2.7				

o the CIE Pub.117,data has been corrected,refers to the lamp’s lumens 8.2flm.

Candela Tabulation

V/H	C0.0	C90.0	C180.0	C270.0
γ 0.0	38969.0	38969.0	38969.0	38969.0
γ 5.0	23985.4	18789.1	23142.3	28700.7
γ 10.0	5273.4	3491.8	4815.1	7482.8
γ 15.0	1566.2	1314.6	1495.3	1868.9
γ 20.0	934.5	835.9	827.6	946.9
γ 25.0	663.3	589.0	543.8	607.2
γ 30.0	436.3	394.8	349.2	379.4
γ 35.0	278.2	236.8	239.2	249.3
γ 40.0	162.0	113.7	142.6	162.1
γ 45.0	67.8	61.2	61.7	69.0
γ 50.0	44.5	39.5	42.0	48.2
γ 55.0	31.2	29.4	30.5	32.6
γ 60.0	23.3	22.0	24.0	25.2
γ 65.0	19.3	17.7	19.9	21.1
γ 70.0	15.5	14.7	15.8	17.0
γ 75.0	13.3	12.2	13.2	13.8
γ 80.0	11.1	10.4	10.7	11.6
γ 85.0	9.1	9.2	9.9	10.1
γ 90.0	8.0	8.0	8.2	8.8
γ 95.0	7.1	7.0	5.6	6.4
γ 100.0	6.3	6.3	4.0	4.6
γ 105.0	6.2	6.3	4.3	4.3
γ 110.0	6.1	6.2	4.4	4.5
γ 115.0	5.0	5.0	5.1	4.6
γ 120.0	4.5	4.5	5.6	4.9
γ 125.0	4.6	4.7	6.1	5.6
γ 130.0	5.3	5.9	6.5	6.3
γ 135.0	6.9	7.6	8.5	7.3
γ 140.0	10.3	11.7	13.1	11.2
γ 145.0	15.6	17.1	18.8	16.9
γ 150.0	19.9	20.2	21.3	20.3
γ 155.0	21.6	20.8	22.4	21.6
γ 160.0	22.2	20.6	23.0	21.2
γ 165.0	22.4	21.7	22.9	21.1
γ 170.0	21.9	22.1	22.1	22.3
γ 175.0	19.0	19.1	19.4	20.9
γ 180.0	16.9	16.9	16.9	16.9